

## JAPANESE LANGUAGE PROGRAM

FLA expects students to become Japanese/English bilinguals, and offers multiple tracks and levels of Japanese language courses. The type of course a student initially enrolls in will depend on his/her linguistic background. The background is divided into two major categories as follows:

### 1. Non-native speakers of Japanese

Students in this category take Japanese for their language requirement (see pp. 38~39). If they have no knowledge of Japanese, they should enroll in JPN111 (Japanese 1). If they have some prior exposure to Japanese, they should take the Japanese Placement Test; they will be placed in the appropriate track and class level on the basis of their performance on the test and consultation, if necessary, with the Japanese language faculty. There are two tracks of Japanese courses (regular program and intensive program).

### 2. Native speakers of Japanese

#### a) “Graduate of Japanese high school”

This category indicates (a) a student who has received a diploma from public or private high school that teaches in Japanese; (b) a student who, regardless of whether he or she has received a diploma from such a school, has spent at least four out of the six years of junior high school and high school in a public or private school that teaches in Japanese. Students in this category do not need to take the Japanese Placement Test. However, they are encouraged to take JPN350 (College Skills) during the first year, and go on to JPN351 (Composition), JPN405, 406, 407 (Translation), JPN400 (Classical Japanese). Those who are interested in teaching Japanese as a second/foreign language can pursue a certificate in Japanese Language Pedagogy (see pp. 72~74). Students in this category are eligible from the time of entrance to take courses offered in Japanese by other faculties and programs.

#### b) Native and near-native speakers with substantial background in Japanese who are not “graduates of Japanese high schools”

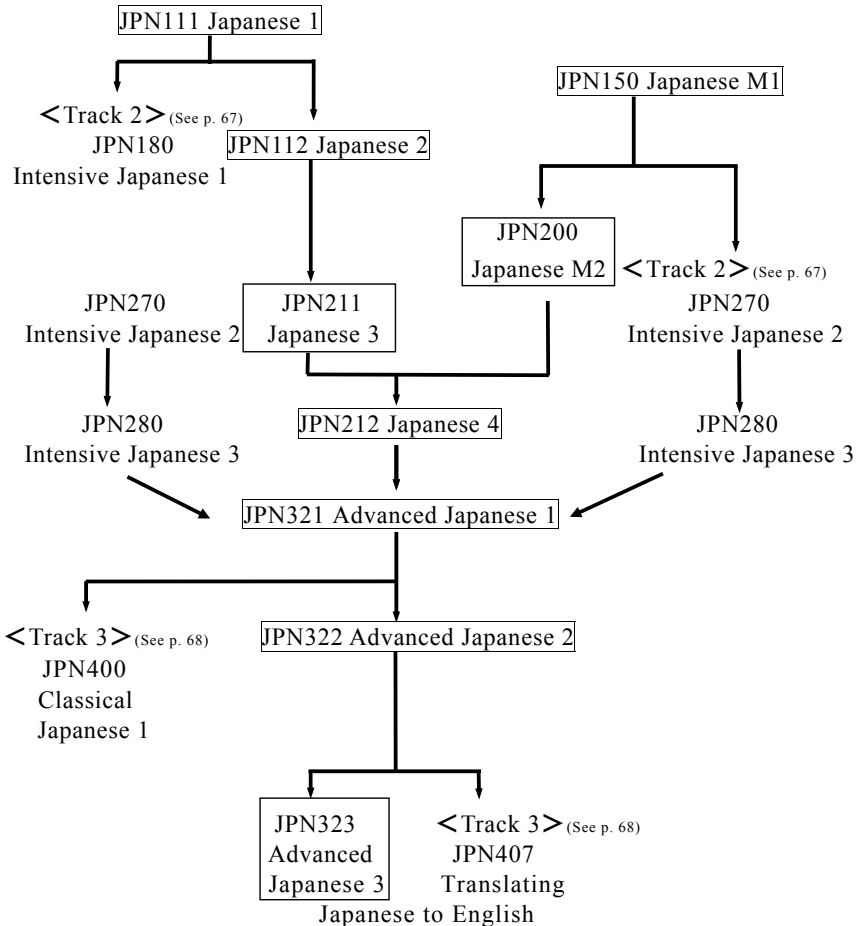
Students in this category, including those who are graduates of international schools in Japan or the special international programs offered by some Japanese schools, should take the Japanese Placement Test to determine their Japanese-language level. The courses available for those in this category, which focus on literacy development, are JPN341, 342, 343 (Reading & Writing), JPN350 (College Skills), and more specialized courses. To be eligible to take courses offered in Japanese by other faculties and programs, they must attain a qualifying score on the placement test or pass JPN343.

## JAPANESE LANGUAGE TRACKS

The following diagrams summarize the different Japanese language tracks offered by FLA. Students may move from one track to another depending on their linguistic qualifications and educational purpose.

Note: JPN111→JPN112 etc. denotes the normal route.

### Track 1: Japanese Courses for Non-Native Speakers (Regular Program)



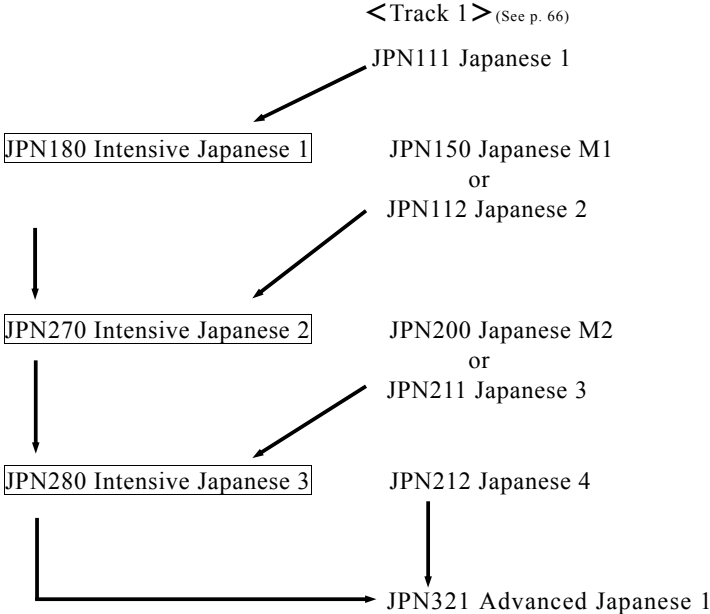
**Track 2: Japanese Courses for Non-Native Speakers (Intensive Program)**

The Japanese Language Intensive Program (JLIP) is an intensive course that teaches the Japanese language in the context of Japanese culture. The course is designed to meet the needs of students who are interested in acquiring a solid grounding in spoken and written Japanese as a basis for further academic study at the undergraduate or postgraduate level, or to pursue a variety of careers where knowledge of Japanese will be an asset.

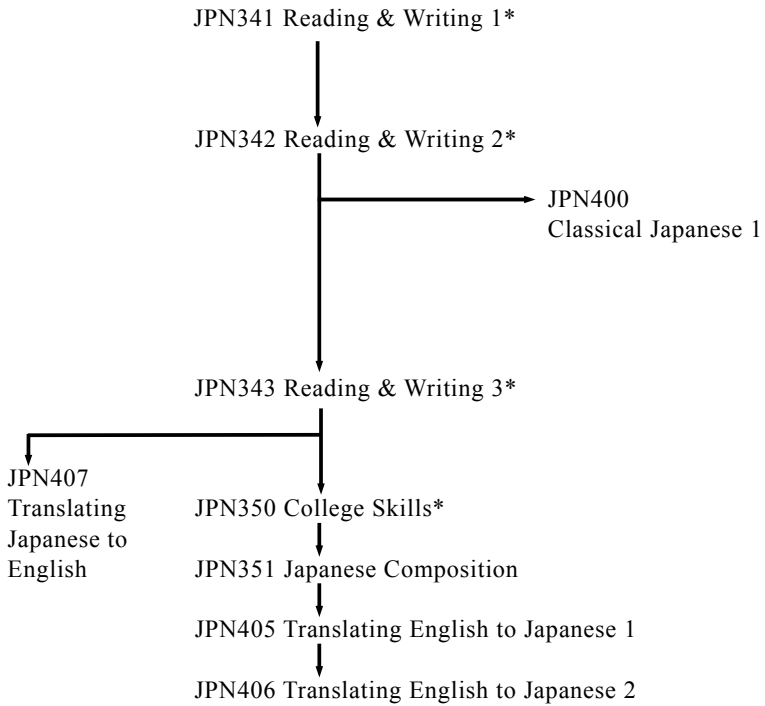
The JLIP track draws on a wide range of written and audiovisual materials to lead students to a mastery of reading, writing, and speaking skills at the intermediate level. The course comprises three classes (JPN180, JPN270, and JPN280). Classes meet for three hours a day (9:15~12:30) from Monday through Friday. JPN180, JPN270, and JPN280 are offered every semester.

Students who plan to enter the JLIP should have already completed the study of elementary Japanese.

Note: JPN180→JPN270→JPN280 denotes the normal route.



**Track 3: Japanese Reading and Writing Courses (Primarily for Native or Near-Native Speakers to Develop Literacy) and Specialized Japanese Courses**



\*Students with near-native fluency who have received approval to take Japanese for their General Studies language requirement should select 8 credits from the sequence JPN341, 342, 343, or 350.

### Class Hours of Japanese Language Courses

Course No.	Title	cr	Hours
JPN 111	Japanese 1	4	Five 90-minute classes a week
JPN 150	Japanese M1	4	
JPN 112	Japanese 2	4	
JPN 200	Japanese M2	4	
JPN 211	Japanese 3	4	Four 90-minute classes a week
JPN 212	Japanese 4	4	
JPN 321	Advanced Japanese 1	4	
JPN 322	Advanced Japanese 2	4	Two 90-minute classes a week
JPN 323	Advanced Japanese 3	2	

Course No.	Title	cr	Hours
JPN 341	Reading & Writing 1	2	Two 90-minute classes a week
JPN 342	Reading & Writing 2	2	
JPN 343	Reading & Writing 3	2	
JPN 350	College Skills	4	
JPN 351	Japanese Composition	4	
JPN 400	Classical Japanese 1	4	
JPN 405	Translating English to Japanese: Theory and Practice 1	4	
JPN 406	Translating English to Japanese: Theory and Practice 2	4	
JPN 407	Translating Japanese to English: Theory and Practice	4	

### Japanese Language Intensive Program

Course No.	Title	cr	Hours
JPN 180	Intensive Japanese 1	8	Ten 90-minute classes a week
JPN 270	Intensive Japanese 2	8	
JPN 280	Intensive Japanese 3	8	